VORTEX

VS

SUBMERSIBLE
PUMPS FOR DIRTY WATERS

with vortex impeller [VS] suitable for sludge
and waste waters with suspended solids

POMPE
SOMMERGIBILI PER ACQUE SPORCHE

con girante vortex [VS] idonea per fanghi
e acque di scarico con solidi sospesi

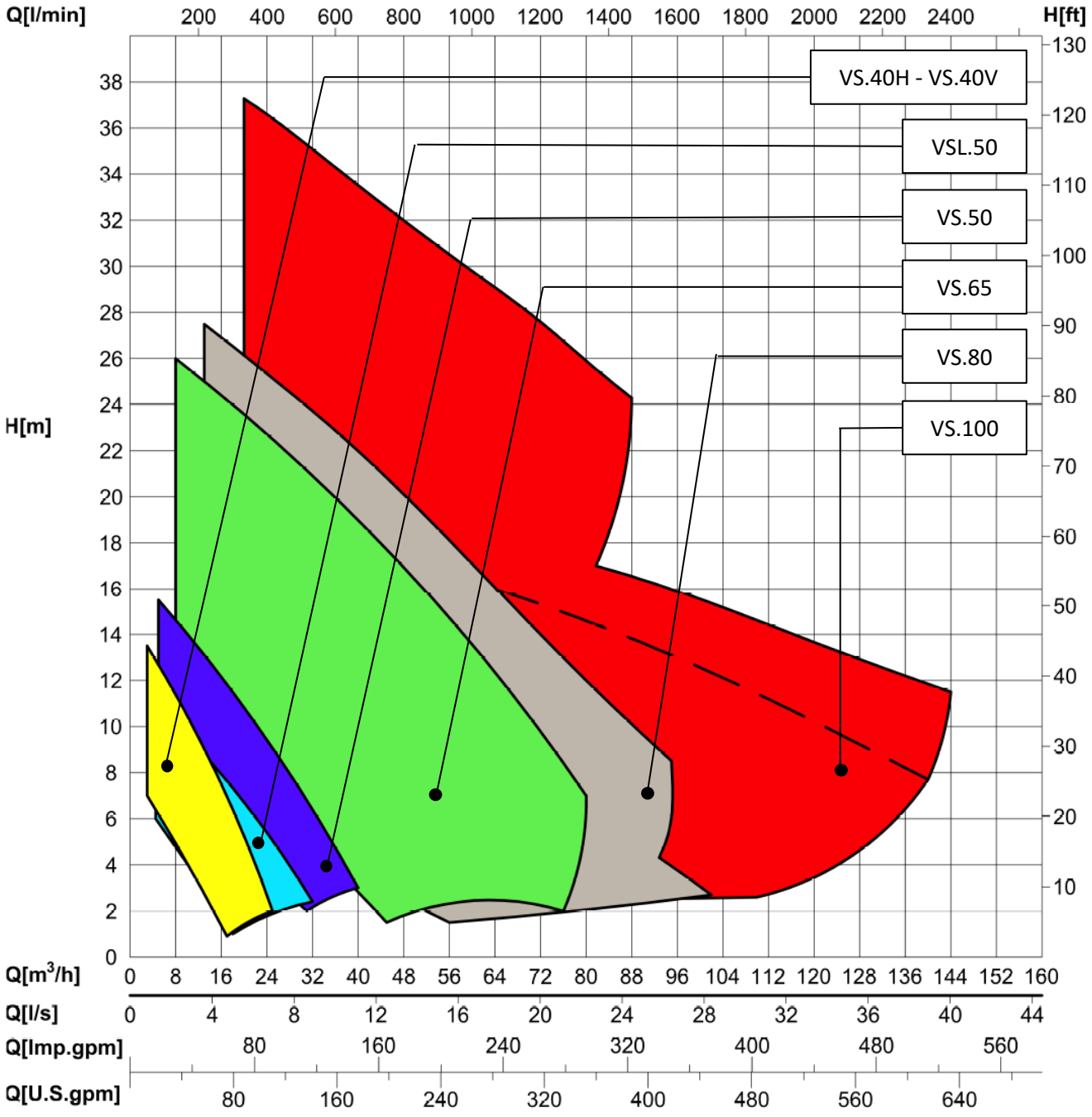

VORTEX VS

EN

Submersible pumps with a backward open impeller. Hydraulic solution that guarantees a wide free passage of solids reducing the risk of blocking and clogging of the impeller.
Very suitable to pump sewage and domestic/industrial waste waters.

IT

Elettropompe sommergibili con girante semiaperta arretrata. Soluzione idraulica che garantisce un ampio passaggio libero di corpi solidi, riducendo il pericolo di blocco della girante ed intasamento del corpo pompa.
Molto indicata per il pompaggio di reflui civili, reflui industriali ed acque luride in genere.

1 Cast Iron G25 Motor Body.
Corpo motore in ghisa GG25.

2 Stator (1 ~ or 3 ~).
Statore avvolto (1 ~ or 3 ~).

3 Oil Chamber - cooling and lubrication of the mechanical seals.

Camera olio - raffreddamento e lubrificazione delle tenute meccaniche.

4 Mechanical seals.
Tenute meccaniche.

5 Impeller.
Girante .

6 GG25 Cast iron body pump.
Corpo Pompa in ghisa GG25.

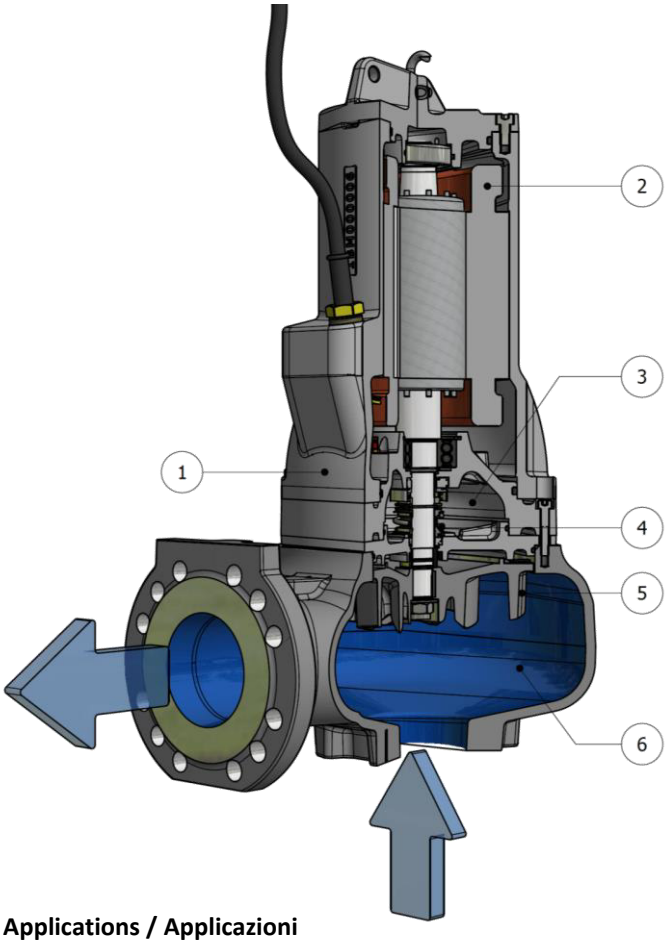

Area of use / Settori d'impiego

- Waste water treatment - civil / industrial plants
  Trattamento delle acque di scarico - impianti civili / industriali.

- Drainage and lifting in domestic and residential systems.
  Drenaggio e sollevamento in impianti domestici e residenziali.

Applications / Applicazioni

- Water and sludge from civil, industrial, domestic and agricultural waste..
  Acque e fanghi provenienti da scarichi civili, industriali, domestici ed agricoli.
- Drainage, rainwater and process water.
  Acque di drenaggio, piovane e di processo.

Types of installation - Tipi di installazione

S Transportable underwater
Trasportabile in immersione

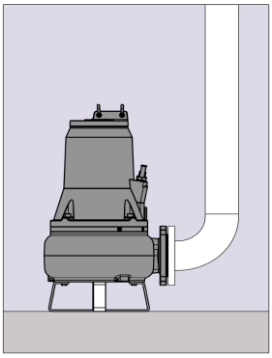

- Versatile solution suitable for various uses. A hose connection or connection flange is required for the rigid discharge line. The pump must be placed on a support stand.

- Soluzione versatile adatta a diversi impieghi.
E' necessario un attacco per tubo flessibile o flangia di collegamento per la tubazione premente rigida. La pompa va posizioata su un cavalletto di sostegno.

FC Fixed submersible with coupling device
Fissa in immersione con dispositivodi accoppiamento

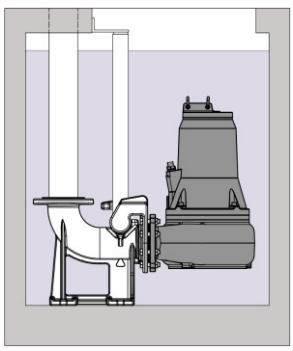

- Automatic positioning system of the pump inside the tank connected to the discharge pipe. The pump is lowered or extracted with a lifting chain; the pump slides along two guide rails until it engages with the foot coupling.
- Sistema di posizionamento automatico della pompa all'interno della vasca collegato alla tubazione premente. La pompa viene calata o estratta con catena di sollevamento; scorre lungo due tubi guida fino ad agganciarsi al piede di accoppiamento.

SUBMERSIBLE PUMPS
POMPE SOMMERGIBILI

VS.80

VS.80_[GM.135] series

THREE-PHASE MOTORS 3~

VS.80_11.4T_[GM.135]	- 4 poles	- 1,1 kW
VS.80_15.4T_[GM.135]	- 4 poles	- 1,8 kW
VS.80_22.4T_[GM.135]	- 4 poles	- 2,2 kW
VS.80_22.2T_[GM.135]	- 2 poles	- 2,2 kW
VS.80_30.2T_[GM.135]	- 2 poles	- 3,0 kW

VS.80_[GM.173] series

THREE-PHASE MOTORS 3~

VS.80_30.4T_[GM.173]	- 4 poles	- 3,0 kW
VS.80_40.4T_[GM.173]	- 4 poles	- 4,0 kW
VS.80_37.2T_[GM.173]	- 2 poles	- 3,7 kW
VS.80_44.2T_[GM.173]	- 2 poles	- 4,4 kW
VS.80_55.2T_[GM.173]	- 2 poles	- 5,5 kW
VS.80_75.2T_[GM.173]	- 2 poles	- 7,5 kW



VS.80_[GM.135]



VS.80_[GM.173]

- Pompe sommergibili con girante arretrata a vortice, compatte e di robusta costruzione.
- Costruzione in ghisa; trattamento di fondo con primer acrilico a base d'acqua e rifinitura finale con vernice a base d'acqua (30µm). Rivestimento speciale con bicomponente epossidico resistente all'abrasione (80µm) su richiesta.

- Submersible pumps with vortex impeller, compact and robust construction.
- Cast iron construction; base treatment with water-based acrylic primer and final finishing with water-based paint (30µm). Special coating with two-component epoxy resistant to abrasion on request (80µm).

- Pompes submersibles avec roue vortex, construction compacte et robuste.
- Construction en fonte ; traitement de base avec apprêt acrylique à base d'eau et finition finale avec peinture à base d'eau (30µ Revêtement spécial avec époxy bi-composant résistant à l'abrasion (80µm) sur demande.

- Bombas sumergibles con impulsor vortex, construcción compacta y robusta.
- Construcción de hierro fundido; tratamiento base con imprimación acrílica al agua y acabado final con barniz al agua (30µ Revestimiento especial con epoxi bicomponente (80µm) resistente a la abrasión, bajo pedido.

OPERATING LIMITS - LIMITI DI UTILIZZO

- Tmax = 40 °C prodotto standard
  Tmax = 70 °C versioni speciali
  6 ≤ PH ≤12
  Contenuto cloruri < 200 mg/l
  Contenuto solidi abrasivi < 1 mg/l
  Densità ~ 1kg/dm^3
  Viscosità ~ 1mm^2/s;

- Tmax = 40 °C standard product
  Tmax = 70 °C special version
  6 ≤ PH ≤12
  Chloride content < 200 mg/l
  Abrasive solid content < 1 mg/l
  Density ~ 1 kg/dm^3
  Viscosity ~ 1 mm^2/s;

- Tmax = 40 °C produit standard
  Tmax = 70 °C versions spéciales
  6 ≤ PH ≤12
  Teneur en chlorurec< 200 mg/l
  Teneur en solides abrasifs < 1 mg/l
  Densité ~ 1kg/dm^3
  Viscosité ~ 1mm^2/s;

- Tmax = 40 °C producto estándar
  Tmax = 70 °C versiones especiales
  6 ≤ PH ≤12
  Contenido de cloruro< 200 mg/l
  Contenido sólidos abrasivos < 1mg/l
  Densidad ~ 1kg/dm^3
  Viscosidad ~ 1mm^2/s;

SUBMERSIBLE PUMPS
POMPE SOMMERGIBILI

VS.80

TECHNICAL DATA - DATI TECNICI

VS.80_[GM.135]

MODELS - MODELLI	VS.80_11.4T	VS.80_15.4T	VS.80_22.4T	VS.80_22.2T	VS.80_30.2T
RPM/Poles - NGiri al min/Nr poli	1500 / 4	1500 / 4	1500 / 4	3000 / 2	3000 / 2
P2: Shaft power - Potenza all'albero [kW]	1,1	1,5	2,2	2,2	3,0
P1: Input Power - Potenza assorbita [kW]	1,3	1,85	2,15	2,95	3,7
Power Factor - Fattore di potenza [Cosφ]	0,63	0,70	0,72	0,80	0,82
Power supply/Freq - Alimentazione/Freq [V/Hz]	3 ~ 400 / 50	3 ~ 400 / 50	3 ~ 400 / 50	3 ~ 400 / 50	3 ~ 400 / 50
Single-phase - Monofase					
Three-phase - Triase	●	●	●	●	●
Starting - Avviamento	D.O.L.	D.O.L.	D.O.L.	D.O.L.	D.O.L.
Rated current - Corrente nominale [A]	3,0	3,8	4,3	5,3	6,5
Starting current - Corrente di spunto [A]	16	18	25	26	33
Free Passage - Passaggio libero Ø [mm]	80	80	80	80	80
Impeller diameter - Diametro girante [mm]	183	208	220	162	164
Float level switch - Galleggiante	-	-	-	-	-
Power cable type/lenght - Cavo alim. tipo/lungh. [m]	H07RN-F 4G1,5 / 10				
Signal cable type/lenght - Cavo segn. tipo/lungh. [m]	H07RN-F 7G1,5 / 10				
Nr. Starts per hour - Nr. Avviamenti / ora	30	25	25	25	25
Pump weight - Peso pompa [kg]	73,5	74	76	71	75

VS.80_[GM.173]

MODELS - MODELLI	VS.80_30.4T	VS.80_40.4T	VS.80_37.2T	VS.80_44.2T	VS.80_55.2T	VS.80_75.2T
RPM/Poles - NGiri al min/Nr poli	1500 / 4	1500 / 4	3000 / 2	3000 / 2	3000 / 2	3000 / 2
P2: Shaft power - Potenza all'albero [kW]	3,0	4,0	3,7	4,4	5,5	7,5
P1: Input Power - Potenza assorbita [kW]	3,9	4,9	5,0	5,8	7,5	9,8
Power Factor - Fattore di potenza [Cosφ]	0,80	0,83	0,85	0,84	0,90	0,88
Power supply/Freq - Alimentazione/Freq [V/Hz]	3 ~ 400 / 50	3 ~ 400 / 50	3 ~ 400 / 50	3 ~ 400 / 50	3 ~ 400 / 50	3 ~ 400 / 50
Single-phase - Monofase						
Three-phase - Triase	●	●	●	●	●	●
Starting - Avviamento	D.O.L.	D.O.L.	D.O.L.	D.O.L.	D.O.L. / S.D.*	D.O.L. / S.D.*
Rated current - Corrente nominale [A]	7	8,5	8,5	10	12	16
Starting current - Corrente di spunto [A]	38	44,5	45	54	70 / 22	88 / 30
Free Passage - Passaggio libero Ø [mm]	75	75	80	80	80	80
Impeller diameter - Diametro girante [mm]	203	220	154	161	174	189
Float level switch - Galleggiante	-	-	-	-	-	-
Power cable type/lenght - Cavo alim. tipo/lungh. [m]	H07RN-F 4G2,5 / 10					
Signal cable type/lenght - Cavo segn. tipo/lungh. [m]	+ H07RN-F 4G1,5 / 10					
Nr. Starts per hour - Nr. Avviamenti / ora	25	20	20	20	20	15
Pump weight - Peso pompa [kg]	83	84	80	80	85	86

S.D.* - Power cable type - Cavo di alimmentazione: H07RN-F 7G1,5

SUBMERSIBLE PUMPS
POMPE SOMMERGIBILI

VS.80_[GM.135]

Ⓐ = VS.80_11.4T_[GM135] – 1,1 KW
Ⓑ = VS.80_15.4T_[GM135] – 1,5 KW
Ⓒ = VS.80_22.4T_[GM135] – 2,2 KW

50 Hz Three-phase motors – 4 poles – 1500 rpm

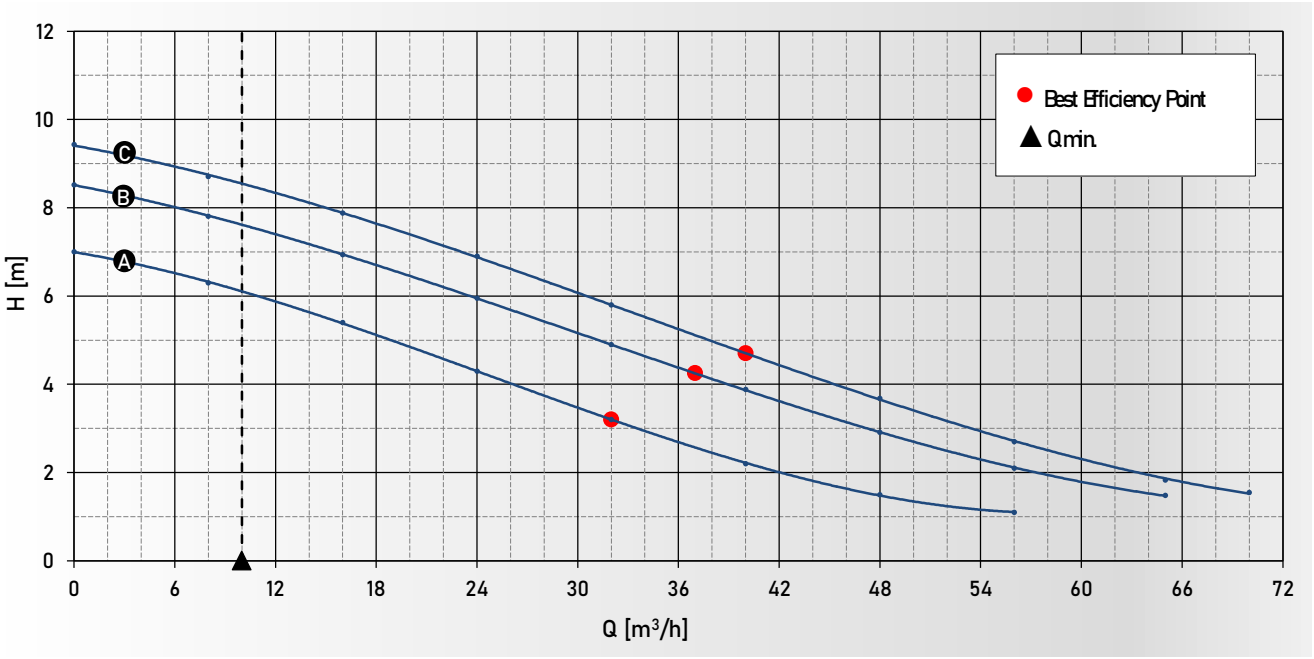

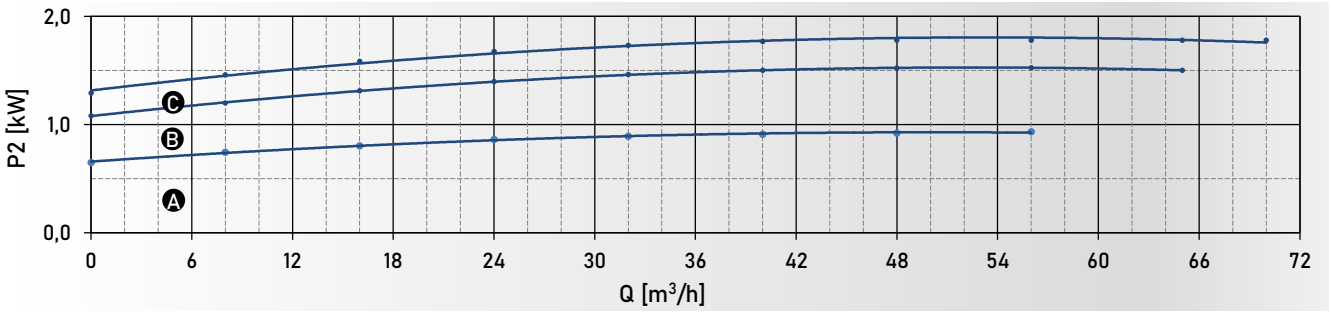

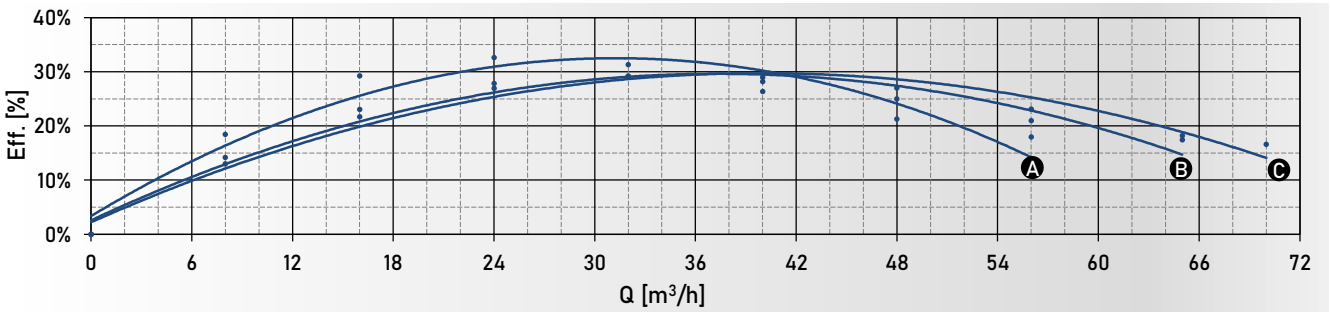

	Q										
	m³/h	0	8	16	24	32	40	48	56	65	70
	L/min	0	133	267	400	533	667	800	933	1083	1167
	L/s	0	2,2	4,4	6,7	8,9	11,1	13,3	15,6	18,1	19,4
Ⓐ	=VS.80_11.4T_[GM135]	7,0	6,3	5,4	4,3	3,2	2,2	1,5	1,1		
Ⓑ	=VS.80_15.4T_[GM135]	8,5	7,8	6,9	6,0	4,9	3,9	2,9	2,1	1,5	
Ⓒ	=VS.80_22.4T_[GM135]	9,4	8,7	7,9	6,9	5,8	4,7	3,7	2,7	1,8	1,6

H [m]

SUBMERSIBLE PUMPS
POMPE SOMMERGIBILI

VS.80_[GM.173]

Ⓐ = VS.80_30.4T_[GM173] - 3,0 KW
Ⓑ = VS.80_40.4T_[GM173] - 4,0 KW

50 Hz Three-phase motors - 4 poles - 1500 rpm

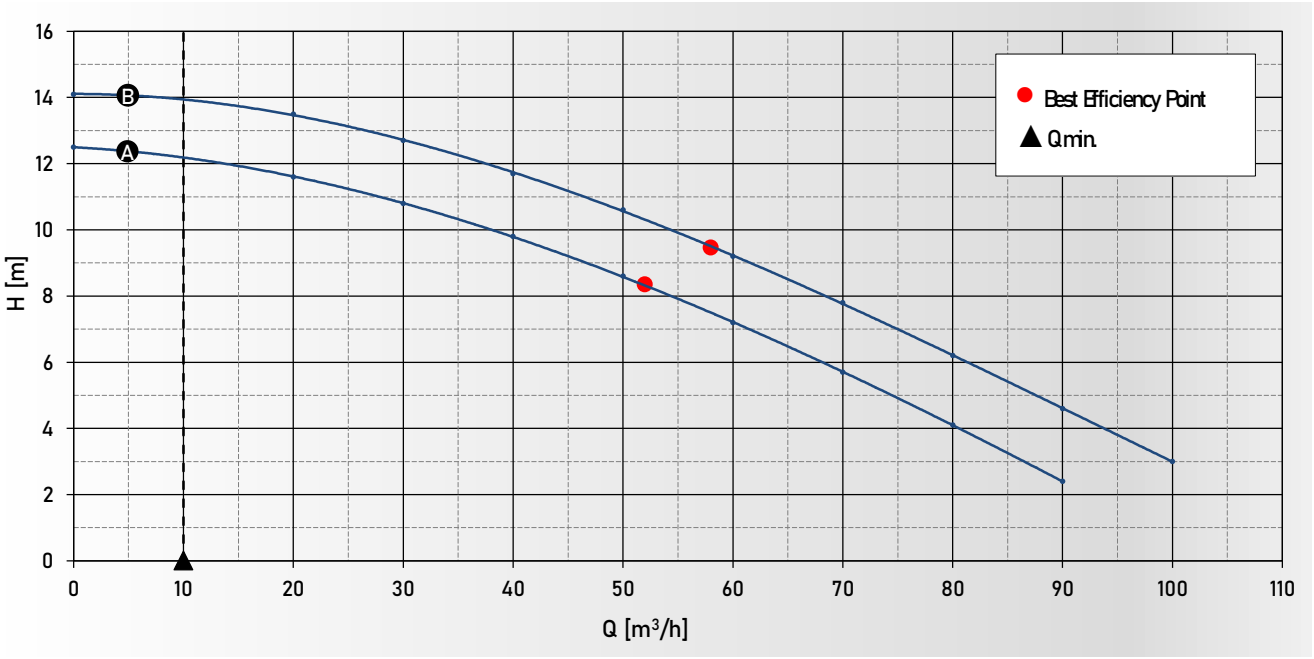

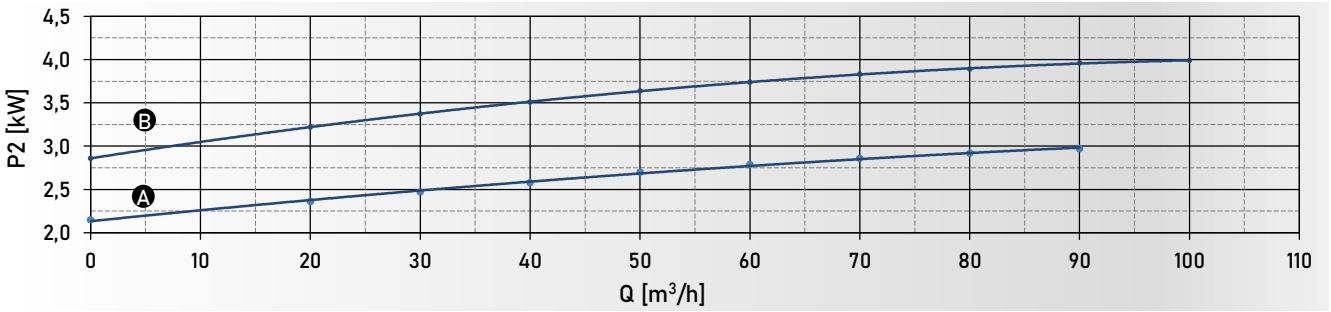

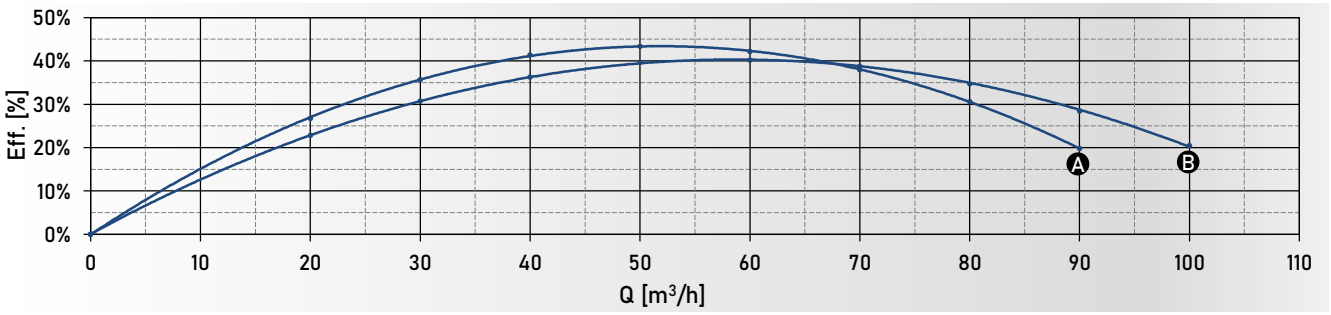

	Q										
	m³/h	0	20	30	40	50	60	70	80	90	100
	L/min	0	333	500	667	833	1000	1167	1333	1500	1667
	L/s	0	5,6	8,3	11,1	13,9	16,7	19,4	22,2	25,0	27,8
Ⓐ	=VS.80_30.4T_[GM173]	12,5	11,6	10,8	9,8	8,6	7,2	5,7	4,1	2,4	
Ⓑ	=VS.80_40.4T_[GM173]	14,1	13,5	12,7	11,7	10,6	9,2	7,8	6,2	4,6	3,0

H [m]

SUBMERSIBLE PUMPS
POMPE SOMMERGIBILI

VS.80_[GM.135]

Ⓐ = VS.80_22.2T_[GM135] - 2,2 KW
Ⓑ = VS.80_30.2T_[GM135] - 3,0 KW

50 Hz Three-phase motors - 2 poles - 3000 rpm

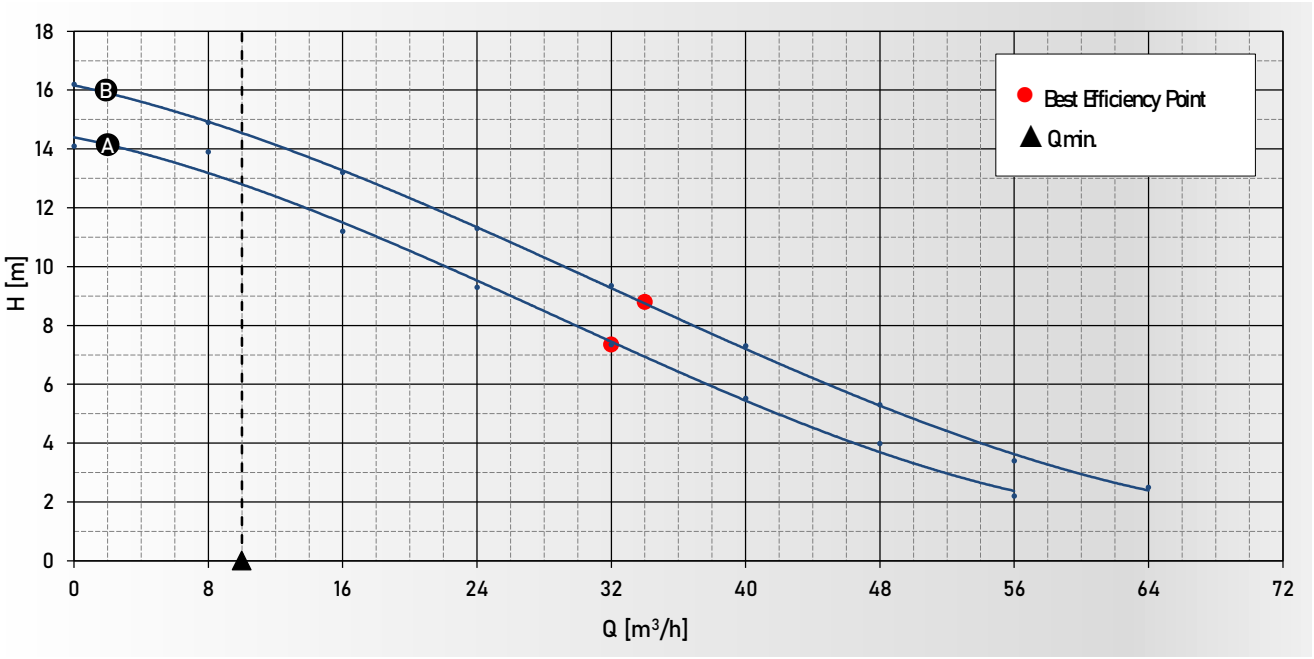

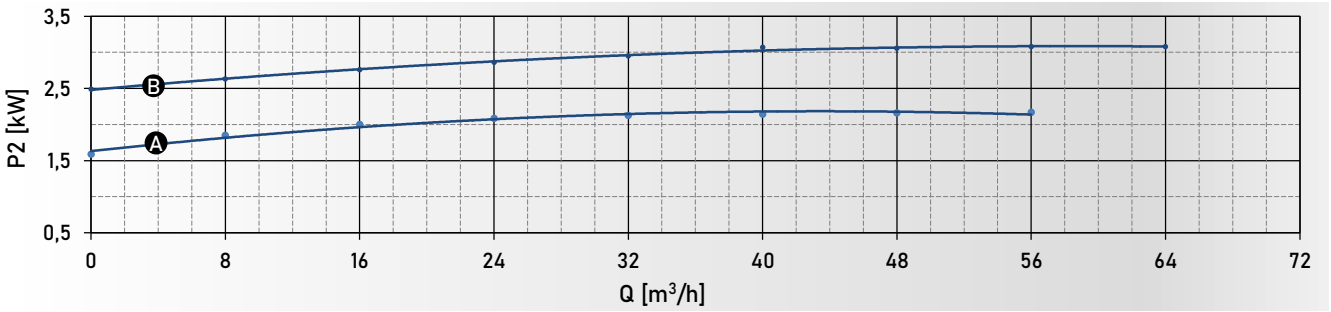

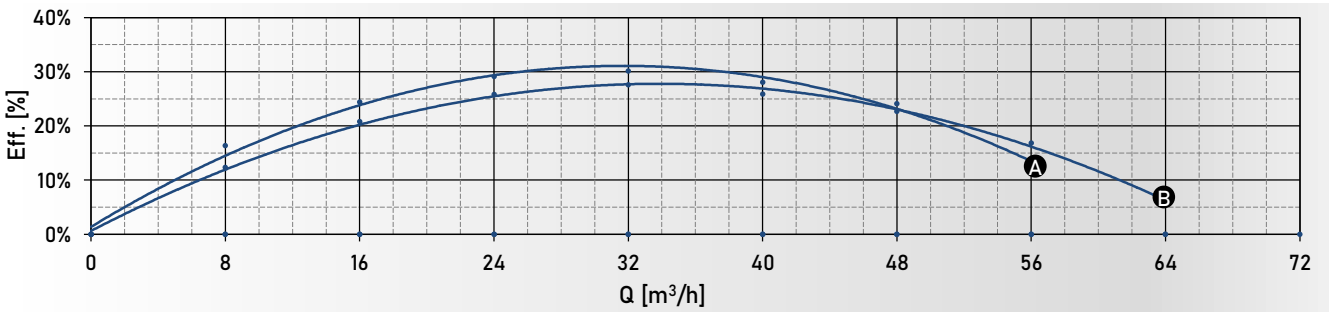

Q										
	m³/h	0	8	16	24	32	40	48	56	64
	L/min	0	133	267	400	533	667	800	933	1067
	L/s	0	2,2	4,4	6,7	8,9	11,1	13,3	15,6	17,8
Ⓐ =VS.80_22.2T_[GM135]		14,1	13,9	11,2	9,3	7,4	5,5	4,0	2,2	
Ⓑ =VS.80_30.2T_[GM135]		16,2	14,9	13,2	11,3	9,4	7,3	5,3	3,4	2,5

H [m]

SUBMERSIBLE PUMPS
POMPE SOMMERGIBILI

VS.80_[GM.173]

Ⓐ = VS.80_37.2T_[GM173] – 3,7 KW
Ⓐ = VS.80_44.2T_[GM173] – 4,4 KW
Ⓑ = VS.80_55.2T_[GM173] – 5,5 KW
Ⓒ = VS.80_75.2T_[GM173] – 7,5 KW

50 Hz Three-phase motors – 2 poles – 3000 rpm

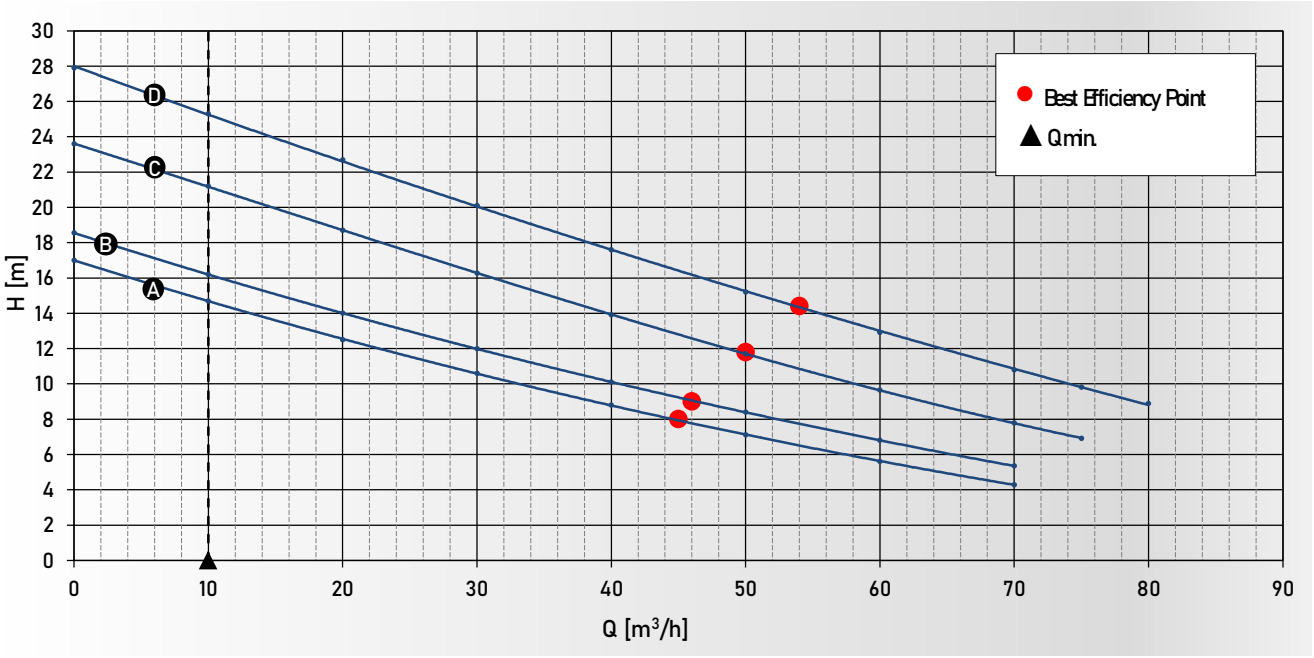

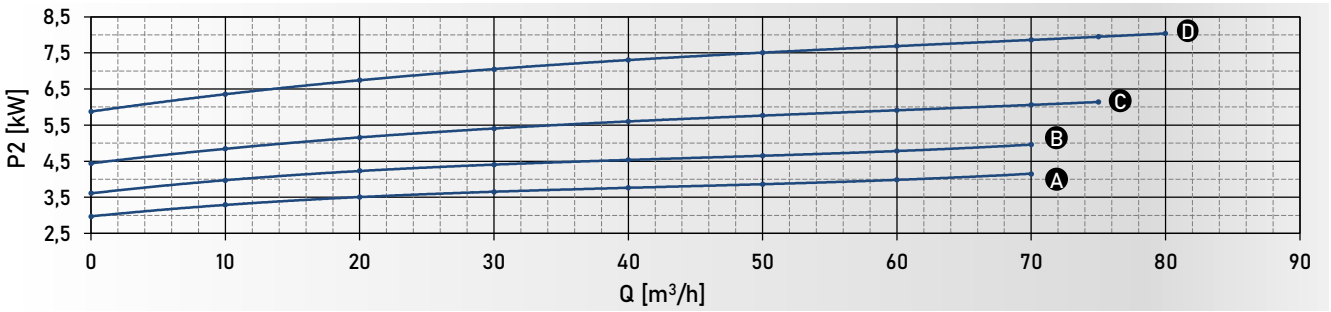

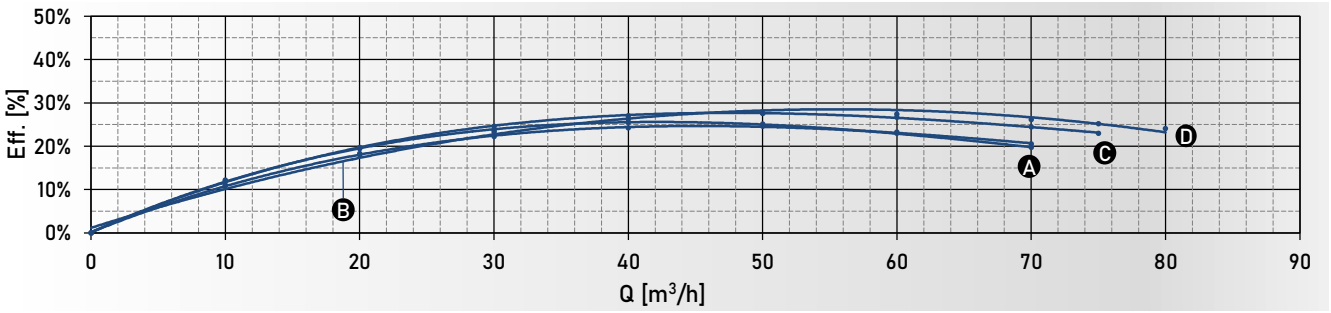

Q											
	m³/h	0	10	20	30	40	50	60	70	75	80
	L/min	0	167	333	500	667	833	1000	1167	1250	1333
	L/s	0	2,8	5,6	8,3	11,1	13,9	16,7	19,4	20,8	22,2

Ⓐ	=VS.80_37.2T_[GM173]	17,0	14,7	12,5	10,6	8,8	7,1	5,6	4,3		
Ⓑ	=VS.80_44.2T_[GM173]	18,6	16,2	14,0	12,0	10,1	8,4	6,8	5,4		
Ⓒ	=VS.80_55.2T_[GM173]	23,6	21,2	18,7	16,3	13,9	11,7	9,7	7,8	6,9	
Ⓓ	=VS.80_75.2T_[GM173]	27,9	25,3	22,7	20,1	17,6	15,2	12,9	10,8	9,8	8,9

H [m]

SUBMERSIBLE PUMPS
POMPE SOMMERGIBILI

VS.80

SECTIONAL VIEWS - VISTE IN SEZIONE

VS.80_[GM.135]

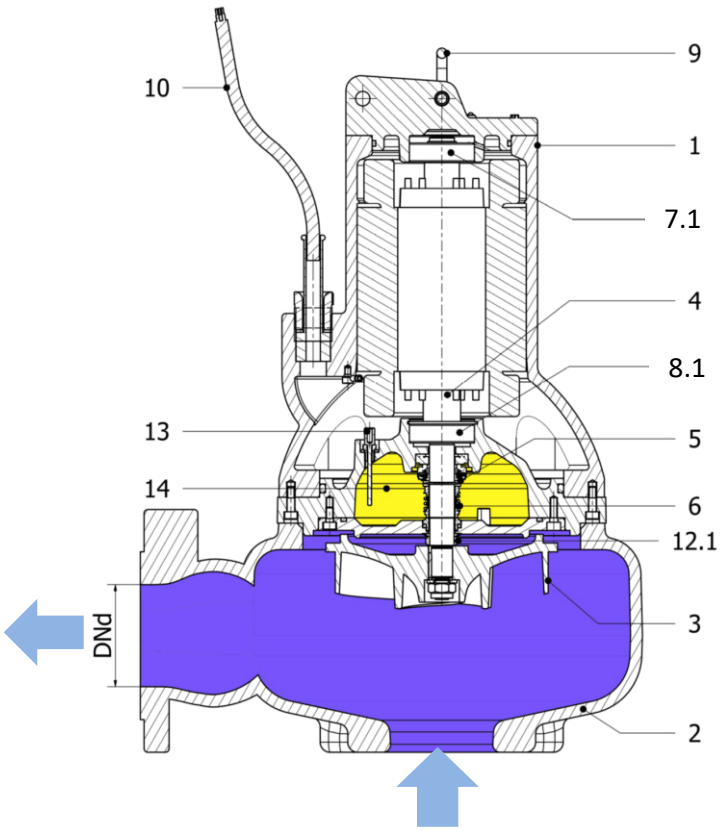

VS.80_[GM.173]

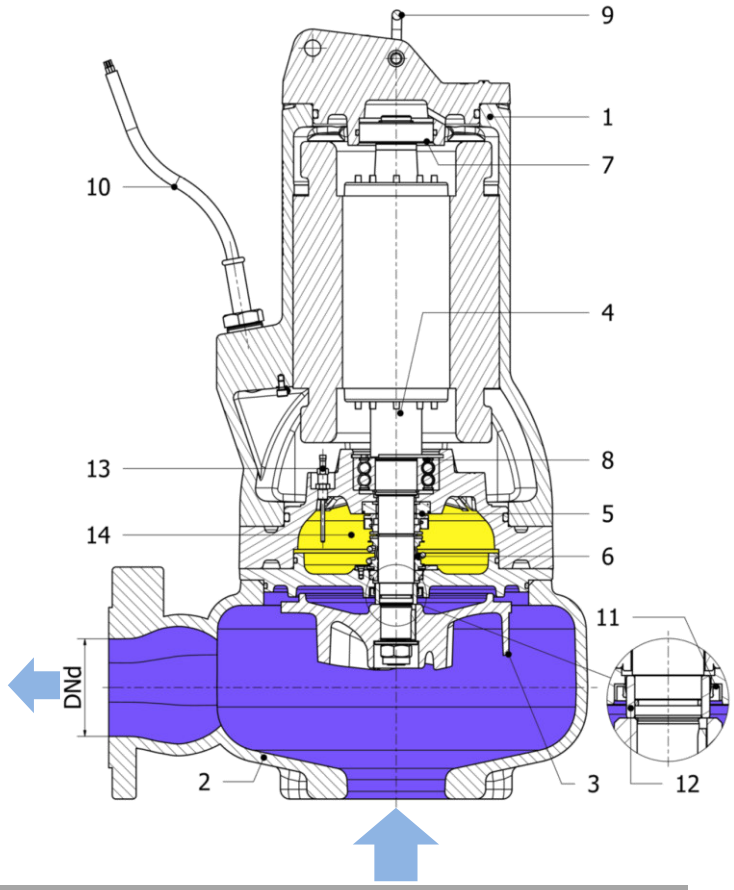

Pos.	Description	Descrizione	Material - Materiale
1	Motor body	Corpo motore	Cast Iron GG25 - Ghisa
2	Pump body	Corpo idraulico	Cast Iron GG25 - Ghisa
3	Impeller	Girante	Cast Iron GG25 - Ghisa
4	Shaft	Albero	Steel AISI 420B - Acciaio
5	Mechanical seal (motor side)	Tenuta meccanica (lato motore)	Carbon graphite / Al-Oxide - NBR
6	Mechanical seal (pump side)	Tenuta meccanica (lato pompa)	Silicon carbide / Silicon Carbide
7	Upper beraing	Cuscinetto superiore	6305-2RS1
7.1	Upper beraing	Cuscinetto superiore	6203-2RS1
8	Lower bearing	Cuscinetto inferiore	3207-2RS1
8.1	Lower bearing	Cuscinetto inferiore	6203-2RS1
9	Handle	Grillo	Steel AISI 304 - Acciaio
10	Supply Cable	Cavo elettrico	H07RN-F [10m]
11	Shaft protection sleeve	Bussola protezione albero	Steel AISI 304 - Acciaio
12	Radial lip seal ring	Anello tenuta radiale	NBR
12.1	Seal V-Ring	Anello tenuta V-Ring	NBR
13	Oil probe (optional)	Sonda olio (optional)	
14	Oil chamber - cooling and lubrication of mechanical seal	Camera olio - rafreddamento e lubrificazione tenuta meccanica	
15	Class F [GM.135] / Class H [GM.173] Built in Thermal protector	Classe F [GM.135] - Classe H [GM.173] Pastiglie termiche	Bimetal - Bimetallico
DNd	Delivery outlet	Bocca di mandata	Ø80 mm - PN10-PN16
	Screw quality grade	Grado di qualità delle viti	A2

SUBMERSIBLE PUMPS
POMPE SOMMERGIBILI

VS.80

OVERALL DIMENSIONS - DIMENSIONI D'INGOMBRO

VS.80_[GM.135]

S

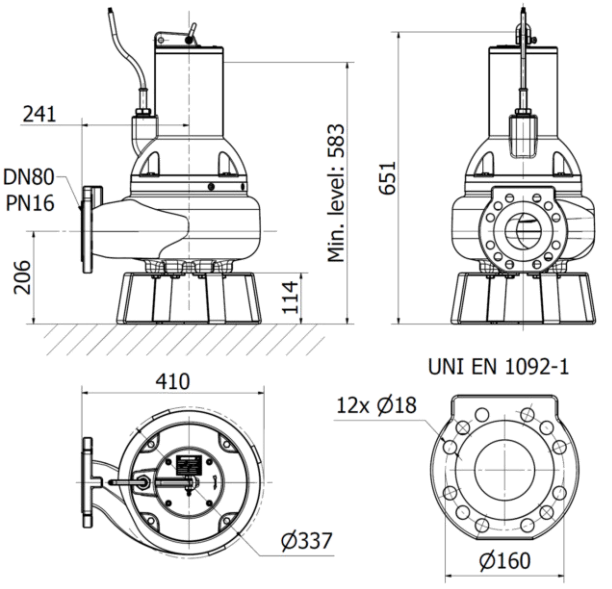

FC

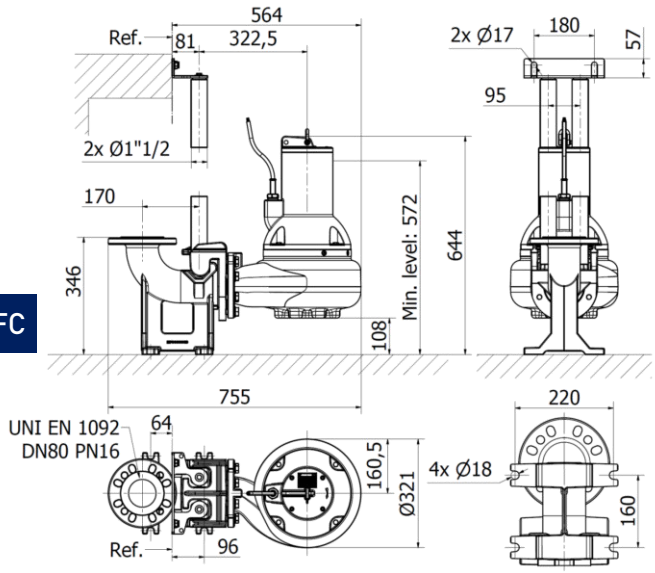

VS.80_[GM.173]

S

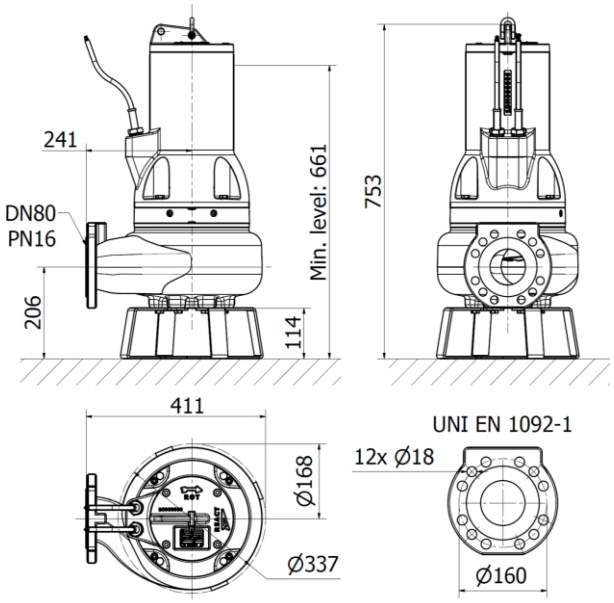

FC

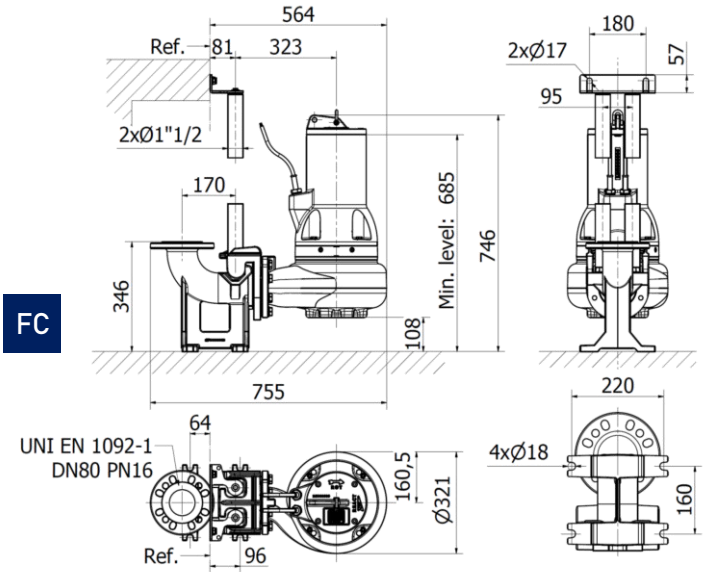

INSTALLATION MODES - MODALITA' D'INSTALLAZIONE

S = Transportable underwater - Trasportabile in immersione

FC = Fixed with coupling dvice - Fissa con dispositivo di accoppiamento

PACKAGING DIMENSIONS - DIMENSIONI IMBALLAGGIO mm

	A	B	C
Pump VS.80_[GM.135] - Pompa	750	450	390
Pump VS.80_[GM.173] - Pompa	750	450	390
Foot coupling - Piede di accoppiamento	550	600	400

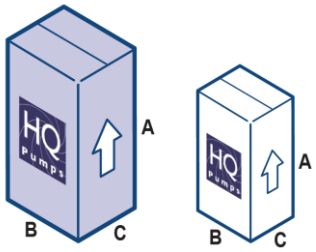

Dimensions and technical data are indicative, not binding and subjected to possible modifications without notice.
Dimensioni e dati tecnici sono indicativi, non vincolanti e soggetti a eventuali modifiche senza preavviso.

ACCESSORIES - ACCESSORI



TBV (1) - art. 4BV000011
FBV (2) - art. 4BV000007

(1) Threaded valve G 3" - (2) Flanged DN80 PN16
(1) Valvola a palla filettata G 3" - (2) Flangiata DN80 PN16



SHELL - art. 3CS000021

Counterweight for level switch
Contrappeso per galleggiante



HF - art. 3CS000007

Level switch for sewage (10 m el. cable)

Regolatore di livello per acque reflue (cavo el. 10 m)



INT 69F - art. 2EC000040

Protection Relay for temperature and leakage monitoring

Relè di protezione per il monitoraggio della temperatura e delle perdite

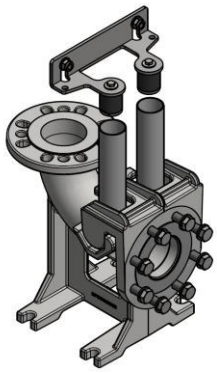

FC - art. 8FC000004

DN80 PN16 Coupling device with:
- Sliding Bracket + screws + gaskets
- Upper rail guide support

Dispositivo di accoppiamento DN80 PN16 compreso di:
- Slitta + viti + guarnizioni
- Supporto superiore per tubi guida



FC - art. 8FC000005

Stainless steel support stand
Cavalletto di sostegno in acciaio inox

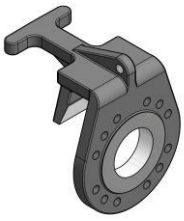

AT 80 - art. 2SB000004

Adapter for competitors foot coupling device

Adattatore per dispositivo di accoppiamento prodotto da terze parti





ECL

ECH

		P_2 [kW]	In [A]	Avv. Start.	ECH1.M-14 5EC000081	ECH1.T-7 5EC000005	ECH1.T-14 5EC000007	ECH1.T-22 5EC000009	ECH2.M-14 5EC000032	ECH2.T-7 5EC000029	ECH2.T-14 5EC000031	ECH2.T-22 5EC000033	ECL1.M-16 5EC000081	ECL1.T-15 5EC000083	ECL1.T-24 5EC000086	ECL2.M-16 5EC000082	ECH2.T-15 5EC000084	ECH2.T-24 5EC000087
					ECH - ELECTROMECHANICAL ELETTROMECCANICO								ECL - ELECTRONIC ELETTRONICO					
					1 Pump				2 Pumps				1 Pump			2 Pumps		
VS.80_[GM.135]																		
VS.80_11.4T_[GM.135]	- 4 poles	1,1	3,0	DOL		•				•				•			•	
VS.80_18.4T_[GM.135]	- 4 poles	1,8	3,8	DOL		•				•				•			•	
VS.80_22.4T_[GM.135]	- 4 poles	2,2	4,3	DOL		•				•				•			•	
VS.80_22.2T_[GM.135]	- 2 poles	2,2	5,3	DOL		•				•				•			•	
VS.80_30.2T_[GM.135]	- 2 poles	3,0	6,5	DOL		•				•				•			•	
VS.80_[GM.173]																		
VS.80_30.4T_[GM.173]	- 4 poles	3,0	7,0	DOL			•				•			•			•	
VS.80_40.4T_[GM.173]	- 4 poles	4,0	8,5	DOL			•				•			•			•	
VS.80_37.2T_[GM.173]	- 2 poles	3,7	8,5	DOL			•				•			•			•	
VS.80_44.2T_[GM.173]	- 2 poles	4,4	10,0	DOL			•				•			•			•	
VS.80_55.2T_[GM.173]	- 2 poles	5,5	12,0	DOL			•				•			•			•	
				S/D					S/D*					-				
VS.80_75.2T_[GM.173]	- 2 poles	7,5	16,0	DOL				•				•			•			•
				S/D					S/D*					-				

S/D* = Control panel on request - Quadro di controllo su richiesta.